


WORKSHEET 2: CHAPTERS 4-7

A. Look at the picture. Write the correct number next to each word in the box.






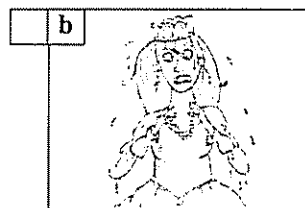

- | | |
|---------------|-------------|
| smoke | fire |
| shoe | box |
| clothes | plate |
| money | bowl |

B. Complete the sentences with the words below. Then put the sentences in the correct order.

- | | | | | | | | |
|-------|-------|--------|------|------|------|------|--------|
| moves | talks | attack | puts | cuts | jump | live | dances |
|-------|-------|--------|------|------|------|------|--------|

- Gulliver goes to in Blefuscu.
- Gulliver to the Queen through the window.
- Gulliver sings and in a tavern.
- Gulliver the cords into 50 pieces.
- A strong wind Gulliver's boat to the east.
- The soldiers out of the warships into the sea.
- Soldiers from Blefuscu prepare to Lilliput.
- The farmer Gulliver on a very high table.

C. Match each speech / thought bubble with the correct picture.



- The King is waiting to punish you.
- You can make a lot of money with this small man!
- I can see Blefuscu and 50 warships.
- Look at my hair! Look at my beautiful dress!
- See the incredible small man. Only 1 piece of gold!
- Maybe I can go home in this boat.